


CPI 3RU Touch Panel Controller

Features

- Communicates with newer models via Ethernet, and with legacy amps via serial interface (RS-485). Supports SIM switch configuration software, controlling up to sixteen switches and ten amplifiers which have CAN-Bus architecture, or in other cases up to four switches and three amplifiers.
- Can be used as a switch monitor and manual override controller in systems where all HPAs are connected to a SIM switching system or legacy switch system.
- Provides upstream Ethernet interface for the connected legacy amplifiers:
 - Ethernet control only (BCIP or ACIP as supported by amplifier) or serial interface
 - Web interface available
- Able to provide remote control capability for multiple (SIM enabled) systems simultaneously

Local User Interface

- Same state-of-the-art interface as CPI's new T-Series indoor HPAs (without the RF sample port or front power switch)
- Touch-screen control panel
 - Display systems overview(s)
 - Display amplifier details
 - Control switch systems
 - Control amplifier(s)
 - Configure interfaces
 - Configure switch system
- USB Port
 - Download log of most (T-series) amplifiers to USB stick
 - Upload panel firmware from USB stick to any (T-series) amplifier
 - Download screen settings of remote controller's user interface
 - Upload screen settings of remote controller's user interface



CPI Model 3RU, TouchPower Controller, provides full M&C capability for CMPAs, CHPAs, and most outdoor HPAs. For satellite uplink communications.

OPTIONS:

- Second AC input
- Redundant power supply

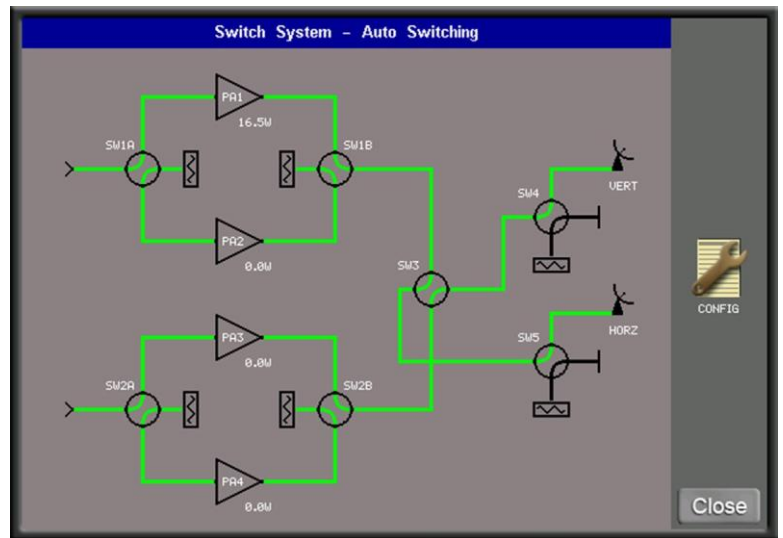
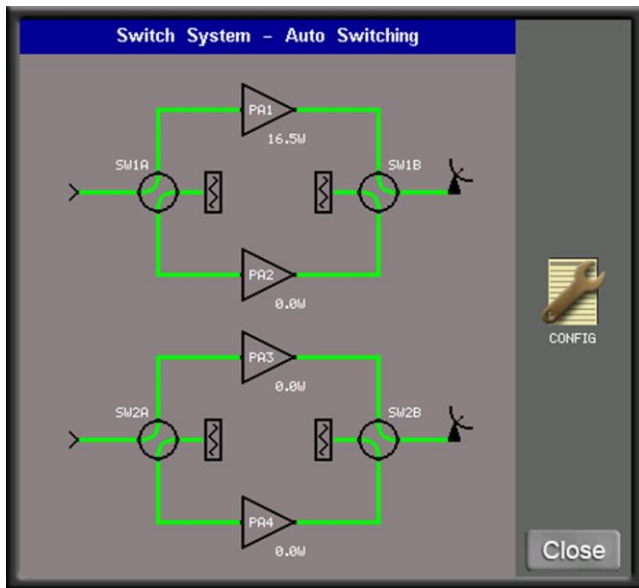
REGULATORY:

- RoHS certified
- CE marked
- EMC per Directive 2014/30/EU

Quality Management
System - ISO 9001:2015



Specification	CPI 3 RU Touch Panel Controller
Display Screens	Redundant Switch System Status, Redundant Switch System Control, Amplifier Status, Amplifier Menu, Amplifier Meters, Amplifier Settings, Amplifier Event Log
System Indicators	M&C Remote Control, Local Panel Control
Touch Screen Controls	Local/Remote, Switch System Selector, Switch Auto/Manual, Manual Switch Control Amplifier Selector, Transmit and Standby, Fault Reset, RF Inhibit, Amplifier RF Power Level, Menu Selector
Rear Panel Connections/Controls	AC Prime Power Input, AC On/Off Switch, RS-485 to Amplifier(s) RS-232/422/485 Serial M&C Port, 10Base-T Ethernet M&C Port
Dimensions	5.25 x 19 x 10 inches max. (134 x 483 x 254 mm)
Weight	<15 lbs. (6.8 kg)
Input Power	100 to 240 VAC \pm 10%; 50/60 Hz
Power Consumption	< 20 watts
Ambient Temperature	-10 °C to +50 °C operating; -40 °C to +71 °C non-operating
Relative Humidity	95% non-condensing
Shock and Vibration	As encountered in normal transportation



System control page view of two separate redundancy systems

10880 Wilshire Blvd Los Angeles CA 90024 USA

Phone: +1.888.315.9545

Email: contact@orbitalconnect.com

<https://store.orbitalconnect.com>

